

5 Simple Ways to Protect Your Identity Online

Everyday privacy habits anyone can follow.



TIP

Try just one of these this week.
They all add up.

1


Use Tap-to-Pay Instead of Swiping

WHY

When you tap your phone or watch to pay, it hides your real credit card info.

HOW IT HELPS

Tap-to-pay uses a “token” (a one-time code) instead of your actual number. Even if a scammer grabs it, they can’t reuse it.



2

Create a Secret Email for Shopping or Signing Up

WHY

One email for banking, another for online stores = less risk.

HOW IT HELPS

If one email gets leaked, your main inbox stays safe. Use tools like ProtonMail or make extra Gmail addresses.

DID YOU KNOW

DeleteMe also gives you the ability to create email alia



3

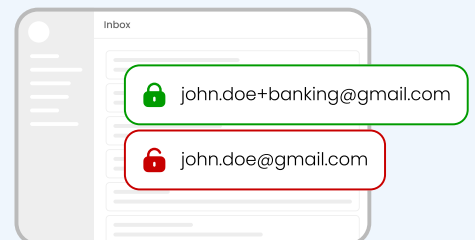
Make Your Usernames Hard to Guess

WHY

Using “john123” is easy to hack. “john+finance2024” is much harder.

HOW IT HELPS

You can add a “+word” to your Gmail username to make it unique for each site. It still goes to your inbox!



4

Freeze Your Credit to Stop Identity Thieves

WHY

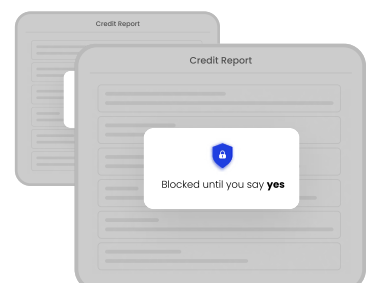
If your credit is frozen, nobody can open accounts in your name.

HOW IT HELPS

Only you can unlock your credit when needed. It takes a few minutes at [Equifax](#), [Experian](#), and [TransUnion](#).

DID YOU KNOW

DeleteMe also gives you the ability to create email alia



5

Use Private Browsers & Search Engines

WHY

Chrome and Google save what you search and click.

HOW IT HELPS

Use tools like DuckDuckGo or Brave Browser to limit tracking.

