

Keep Your Phone From Oversharing

Smart ways to stop apps from grabbing more info than they need.



RULE OF THUMB

Only say yes when it helps the app do its job.

1

Don't Let Apps Access All Your Contacts

WHY IT MATTERS

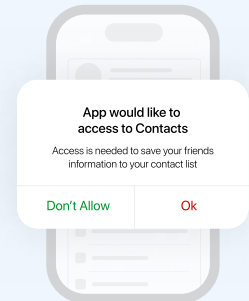
When you say “yes” to contact access, the app can see everyone in your phone — names, emails, numbers.

THAT INCLUDES

Your boss, family and clients.

WHAT TO DO

- Tap “Don’t Allow” when an app asks for contact access
- Or pick just one or two contacts (if your phone supports it)

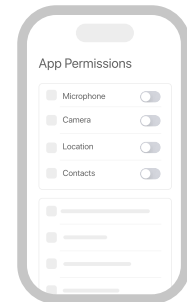


2

Control What Apps Can Access

GO TO YOUR PHONE'S SETTINGS → APP PERMISSIONS AND TURN OFF ACCESS TO

- Microphone
- Camera
- Location
- Contacts (unless really needed)



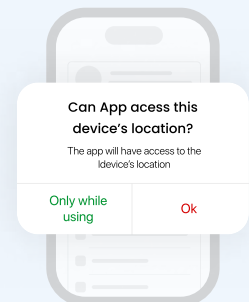
3

Limit Location Tracking

BEST SETTING

“Only While Using the App” - This prevents apps from tracking you in the background.

Avoid - “Always” unless the app really needs it (e.g., navigation).



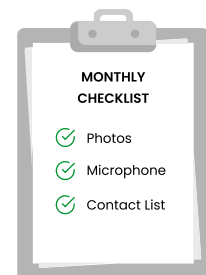
4

Review App Permissions Often

ONCE A MONTH, CHECK WHICH APPS HAVE ACCESS TO

- Your photos
- Your microphone
- Your contact list

If it feels weird — turn it off.



5

If an App Wants Too Much... Don't Trust It

A flashlight app shouldn't ask for your location.

A game shouldn't need your microphone.

If it feels off — delete it or find a better one.

