

## Think Before You Post: Social Media Safety Tips

Simple changes that help you stay private and secure online.

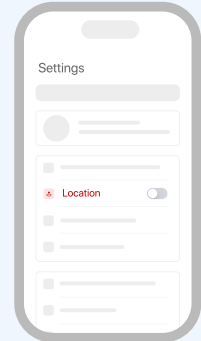
### 1 Turn Off Location Sharing

#### WHY IT MATTERS

Apps can tag your location when you post — showing where you are right now, or where you've been.

#### WHAT TO DO

- Go to your phone settings and turn off "location" for social apps
- Or set it to "Only While Using App"
- Turn off "location history" too



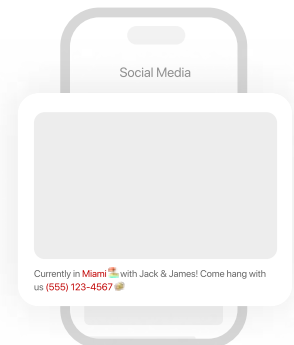
### 2 Don't Overshare

#### BE CAREFUL ABOUT POSTING

- Where you live
- When you're on vacation
- Your phone number or email
- Big purchases or kids' details

#### WHY

This kind of info can be used by scammers, advertisers, or people you don't want watching.

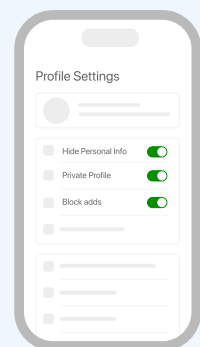


### 3 Check Your Privacy Settings

#### EACH PLATFORM LETS YOU CONTROL WHO SEES YOUR POSTS AND PROFILE INFO

Go to Settings → Privacy:

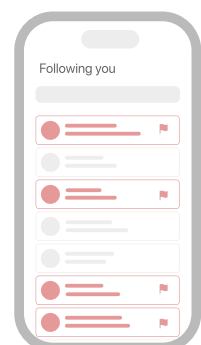
- Set posts to "Friends only"
- Hide your phone number and email
- Block tracking for ads and data sharing



### 4 Clean Up Your Friends/Followers List

#### DO THIS MONTHLY:

- Remove people you don't know
- Decline requests from unverified profiles
- Don't share your info with strangers online — even if they look friendly



#### TIP

Before you post, ask:

**Would I be OK with a stranger or scammer seeing this?**

If not — make it private, or skip it entirely.

